

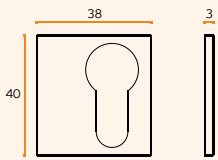
# GEOMETRIC SLIM

**PUXADORES E ACESSÓRIOS /  
LEVER HANDLES AND ACCESSORIES /  
MANILLAS Y ACCESORIOS.**



## IN.04.QY03SL SLIM

**Entrada de chave para cilindro europeu /  
Key hole for european cylinder / Bocallave para bombillo europeu.**



**MATERIAL:** EN 1.4301 / AISI 304

**ACABAMENTO / FINISH / ACABADO:  
STANDARD:** SATINADO / SATIN / SATIN

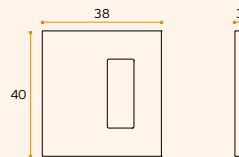
**OPTIONAL:** PVD TITANIUM COATED

**.TB / .TG / .TCO / .TCH**



## IN.04.QP03SL SLIM

**Entrada de chave normal /  
Key hole for normal key / Bocallave para llave normal.**



**MATERIAL:** EN 1.4301 / AISI 304

**ACABAMENTO / FINISH / ACABADO:  
STANDARD:** SATINADO / SATIN / SATIN

**OPTIONAL:** PVD TITANIUM COATED

**.TB / .TG / .TCO / .TCH**

**.P**  
Mirror  
finish

**.TB**  
PVD  
Titanium  
black

**.TG**  
PVD  
Titanium  
gold

**.TCO**  
PVD  
Titanium  
copper

**.TCH**  
PVD  
Titanium  
chocolate



**NEW**

## IN.00.432.DK01Q SLIM

**Mecanismo de janela  
Window mechanism  
Mecanismo de ventana  
Design: Pedro Queirós**

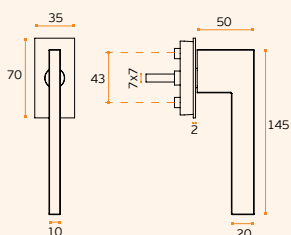


**MATERIAL:** EN 1.4301 / AISI 304

**ACABAMENTO / FINISH / ACABADO:  
STANDARD:** SATINADO / SATIN / SATIN

**OPTIONAL:** PVD TITANIUM COATED

**.TB / .TG / .TCO / .TCH**



SOLID ■



IN.00.432.DK01Q.TB  
Titanium black



IN.00.432.DK01Q.TG  
Titanium gold



IN.00.432.DK01Q.TCO  
Titanium copper



IN.00.432.DK01Q.TCH  
Titanium chocolate



Pag.064



Pag.290



Pag.200



Pag.226



Pag.236